



CLASSROOM FURNITURE FOR EVERY SPACE

Seating • Student Desks • Activity Tables • Technology • Commercial • Combos/Chair Desks

SCHOLAR
CRAFT™

Scholar Craft

Devoted to excellence and committed to quality, Scholar Craft has continuously designed and manufactured ergonomic, durable and practical school furniture since 1956. In a manufacturing world

where the term "Made in America" has been used loosely or lost in semantics, Scholar Craft proudly produces the very finest truly American made school furniture.

Operating six facilities in three states, we are continually investing in the future... upgrading our operations, our talent and our capabilities. Scholar Craft products are designed for today's students and tomorrow's leaders.

Scholar Craft's main production assembly facility and corporate offices are located on 95 acres in Tarrant, Alabama (Birmingham area) and is supplied with injection molded plastic, structural steel and powder coated frames from two of our manufacturing facilities in the area. Our thermofuse and high pressure laminate table tops and work surfaces are produced in our 250,000 square foot plant in Ft Smith, Arkansas.

In 2007, we acquired the Melsur Corporation, the world's leading supplier of premium solid plastic molded melamine components for the school furniture industry. Melsur is located on 7.3 acres and operates a 90,000 square foot manufacturing plant on the Scholar Craft campus. Melsur supplies solid plastic for not only Scholar Craft, but numerous competing manufacturers and is the largest manufacturer of American made product. Our vertical integration, volume capacity, depth of line and finish selection have made Melsur the gold standard for design and durability.

The 2010 purchase of CDF Corporation, a Massachusetts based classroom furniture manufacturer, increased our depth of line while broadening our national distribution. CDF produces premium solid and soft plastic furniture and has an outstanding reputation in the marketplace.

Stewardship to the environment is a responsibility we take very seriously. All of our products are MAS certified for indoor air quality. All of the Melsur Corporation products are made from 100% recycled hardwoods.

While Scholar Craft is larger and far more diverse than our beginning over sixty years ago, our core values have never wavered. We build furniture that promotes and enhances the education process...furniture that ergonomically supports students, design that stimulates minds and longevity that guarantees years of productive use.

Contents

2Thrive

- 4 - 5 Series 5100/5400
- 6 - 7 SC5800 Series/510/5118-C

Kaleidoscope

- 8 - 13 4300 Series
- 14. 4600 Series
- 15 4900 Series Kaleidoscope
- 16 -17 Kaleidoscope Classroom
- 18 4500 Series
- 19 4800 Series
- 20 - 22 4700 Series
- 23 Kaleidoscope Stand

Method Series

- 24 - 25 Overview
- 26 - 29 Method Series
- 30 Flip & Nest Tables
- 31 Podium/Lectern
Teacher's Desk

Ovation

- 32 3100 Series
- 33 3400 Series
310/310L Series
3800 Series
- 35 3600 Series
3700 Series
3200 Series

Seating

- 36 120 Series
- 37 100 Series
180 series
150 Series
- 39 300 Series Lab Stools

Desks

- 40 3550
- 41 3500 Series
2200/2900
2400 / 2700 / 2800
- 43 7800 / 7900
7950 Series
2100 ADA Access

Combos

- 44 400 Series
500 Series
600 Series
700 Series
- 49 800 Series
900 Series

Activity & Computer Tables

- 46 8400 Act Table/9400
- 47 8700 Act Table
FS6790 Utilitan Table
- 48 FS949 Series
FS849 Series

Warranty

- 50 Terms of Warranty

21st Century LEARNING

Simply defined, collaboration takes place when members of an inclusive learning community work together as equals to assist students to succeed in the classroom. This may be in the form of lesson planning with the special needs child in mind, or co-teaching a group or class.

Friend and Cook (1992).

Over the past two decades, collaboration has been growing in the classroom at an exponential pace. This increase is a reaction to the current needs of leading business organizations whom are focused on team building to create success. Students need a comfortable and engaging learning environment that make it easier to discuss topics effectively and efficiently. At Scholar Craft, we believe this is a key component in the creation of high quality learning environments. Our Kaleidoscope desks, 2Thrive chairs, and Method Tables are designed to be a key part of the learning space that allows students to feel safe and encourages group discussion within the pod. The different learning pods created by the furniture enables diversity. Diversity will challenge students to grow their interpersonal skills as they are able to discuss ideas freely and openly with pod members in order to come up with a solution that normally wouldn't be achieved by a single individual. This not only helps each individual improve their weaknesses, but it also allows them to grow collectively by improving their ability to process information. We will continue to advance our furniture offerings to help students achieve their goals through the advice that is presented and gathered collectively by our customers. We look forward to servicing your needs as this movement continues to gain momentum and we are excited for what the future holds.



Modern ergonomics, collaborative flexibility and stunning good looks,

2thrive is our premiere seating option for the progressive classroom. No structural ribs, no unsightly lines, substantial construction with no voids or cavities. Pure elegance in a myriad of models: Cantilever, four-leg, caster, swivel stool, task chair and lab stool.

SC5118XL



The 2thrive cantilever chair promotes healthy and natural movement due to the design of the shell and frame. Both work together to promote the best seating position while being engaged in the classroom environment.



2thrive

Model	Size	Seat Height	Options (four leg chair)	Model	Size	Seat Height	Options
SC5118XL	XL	18"	Nylon, Steel or Felt Glides Seat Pads	SC5414XL	C	14"	Nylon, Steel or Felt Glides Seat Pads
SC5116	B	16"		SC5416XL	B	16"	
SC5114	C	14"		SC5418XL	XL		
SC5112	D	12"					

2 thrive[™] Series





The 2Thrive Caster chair is designed for ease of movement within the classroom or learning commons to enhance mobility in group settings.

Offered with an optional flat book rack underneath, it allows the student to move around the classroom with their items efficiently and effectively.



Model	Size	Seat Height Range	Options (four leg chair)
SC510	Task	17" - 23"	Bell Glides
SC510L	Lab	23" - 33"	

Model	Size	Seat Height Range	Options (swivel stool)
SC5800 XL	XL	18" - 24"	Nylon, Steel or Felt Glides Seat Pads
SC5800	A	18" - 24"	
SC5801XL	XL	24" - 30"	
SC5801	A	24" - 30"	
SC5818 XL	XL	18" Fixed Height	
SC5818	A	18" Fixed Height	
SC5824XL	XL	24" Fixed Height	
SC5824	A	24" Fixed Height	
SC5830 XL	XL	30" Fixed Height	
SC5830	A	30" Fixed Height	

Kaleidoscope Series

k • a • l • e • i • d • o



Kaleidoscope™ 4300 Series

Think Collaborative

• o • s • c • o • p • e

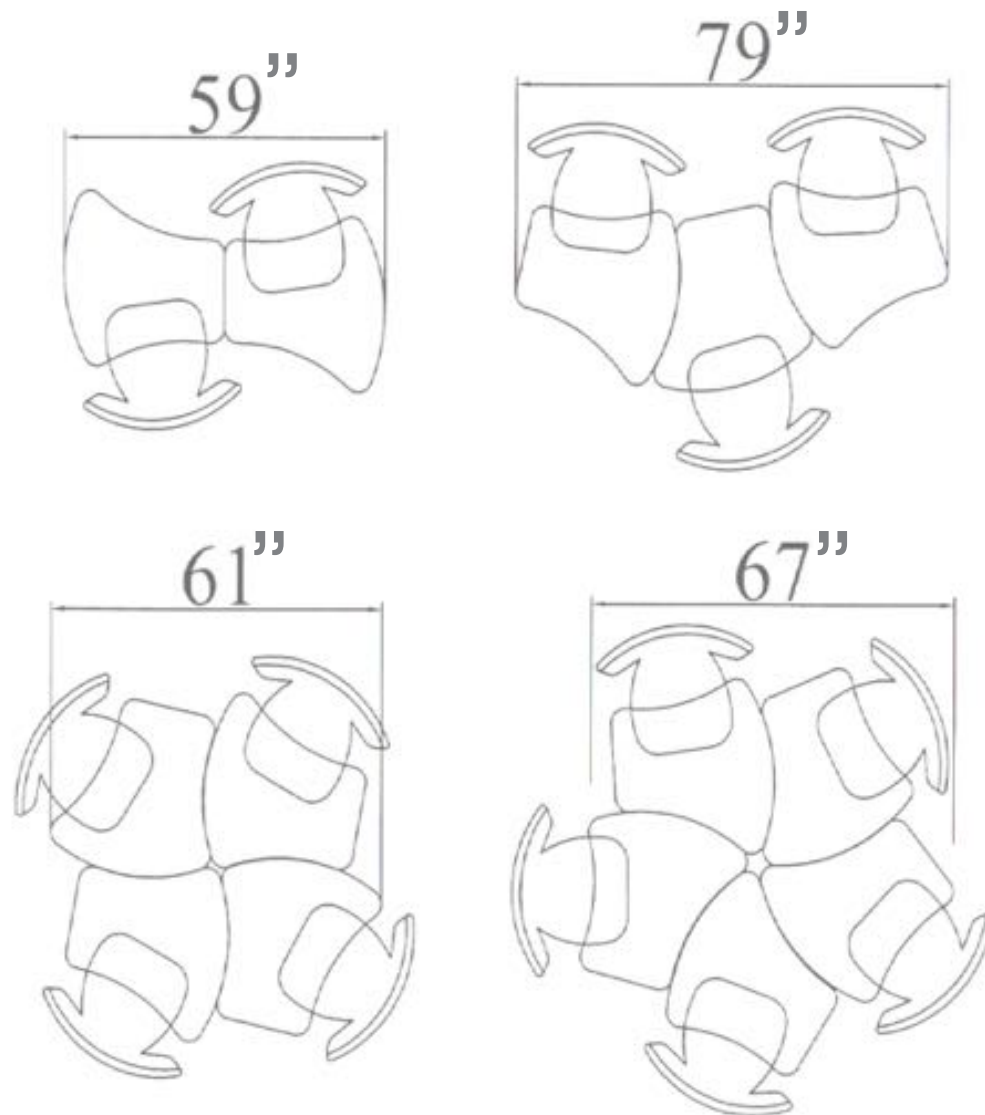


Kaleidoscope Series



k • a • l • e • i • d • o • s • c • o • p • e

Our latest addition to the Kaleidoscope series, the SC4300 Series is designed to be flexible in its groupings to accommodate pods of five, four, three, and two students. Progressive classroom design is focused on creating a learning environment that can accommodate both the Traditional and Modern teaching practices in a single classroom.



Kaleidoscope Series





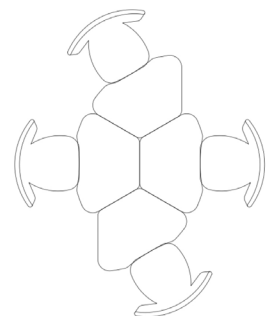

k . a . l . e . i . d . o . s . c . o . p . e

Kaleidoscope Series



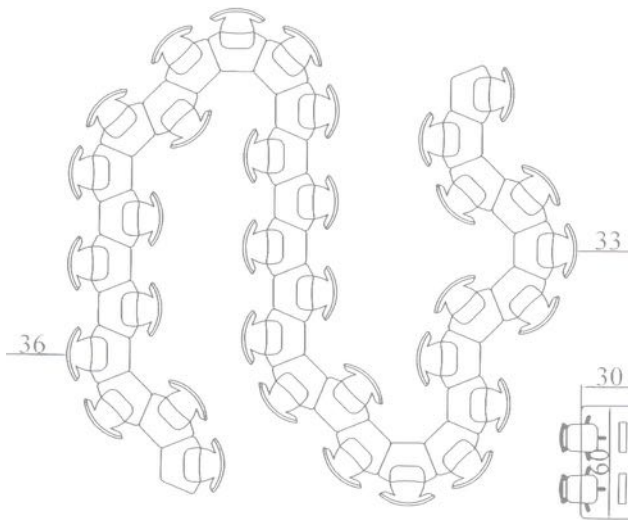
Kaleidoscope™ 4600 Trapezoid Six

Model	Size	Options [swivel stool]
SC4600SP	22-32"	Felt Glides, Book Bag Hook
SC4610SP	22-32"	with Plastic Book Box
SC4620SP	22-32"	with Metal Book Rack



Kaleidoscope™ 4900 Trapezoid Eight

Trapezoid work surface with our unique Kaleidoscope frame. Support six students (4600) and eight students (4900) in a collaborative circular configuration or tailor the classroom to your specific educational requirements.



Model	Size	Options (swivel stool)
SC4900SP	22-32"	Felt Glides, Book Bag Hook
SC4910SP	22-32" with Plastic Book Box	
SC4920SP	22-32" with Metal Book Rack	

Kaleidoscope Series





Kaleidoscope Series

Kaleidoscope™ 4500 Series

The **4500 Series** breathes life into the standard educational work surface. Kaleidoscope elevates the traditional rectangular shape to a new level of excitement. Collaborate, configure and educate in options that promote interaction in the classroom.



Model
4500

Adjustable Height Range
22" - 32"

Options

Poly Book Box
Wire Book Rack
Book Bag Hook
Nylon, Steel or Felt Glides

Kaleidoscope™ 4800 Series

A Scholar Craft exclusive, the 4800 Series desk top design offers a unique diamond shape while maintaining a smaller classroom footprint, making this series ideal for collaborative learning when space is a premium. The desk top offers students a generous space to learn. The six collaborative sides of the 4800 Series provide for a myriad of educational configurations. Pods of three, six, eight or more are all possible.



Model
4800

Adjustable Height Range
22" - 32"

Options

- Poly Book Box
- Wire Book Rack
- Book Bag Hook
- Nylon, Steel or Felt Glides

Kaleidoscope Series

Kaleidoscope™ 4700 Series

Scholar Craft's popular triangle design work surface supports right or left-handed users while offering an educational platform designed for dynamic collaboration. With a multitude of configuration possibilities, the 4700 Series stands apart from traditional student desks. Whether your requirements are for individual users, groups or teacher focused layouts, this series supports every classroom.



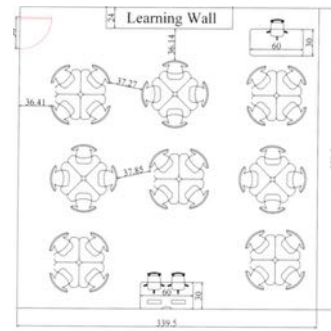
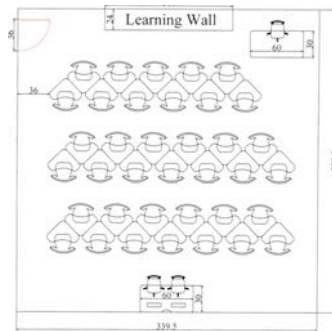
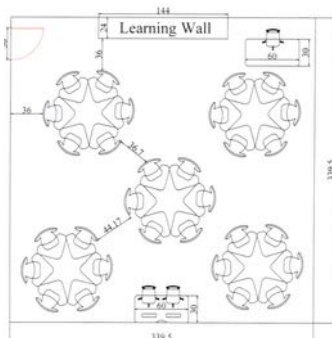
Model
4700

Adjustable Height Range
22" - 32"

Options
Poly Book Box
Wire Book Rack
Book Bag Hook
Nylon, Steel or Felt Glides



Optional Book
Bag Hook



Kaleidoscope Series




Think Communication

Use a dry erase marker to create a personal message to each student on their first day of school.

Kaleidoscope™ Stand

Stand height options for all of the Kaleidoscope work surfaces. Stand height units offer an extra set of arched leg supports and allow classroom use that seamlessly blends with the standard Kaleidoscope desks. Collaborate while standing in style.


Poly Book, Box Wire, Book Rack, Book Bag Hook, Nylon, Steel or Felt Glides are optional.



Sunstone



Maple



Golden Oak



Grey Nebula




Grey



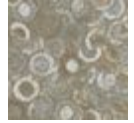
Beige




Chocolate Granite*




Blue Granite*



Beluga Beige*




Verdicts In*



Graphite Nebula*



Natural Nebula*



Grey Glace



Flame Soapstone*



Silver Alchemy*

Custom work surfaces available on request.



4590



4690



4890



4990

Model

4990 Trap Eight
4890 Diamond
4790 Triangle
4690 Trap Six
4590 Rectangle

Adjustable

Height Range
32" - 42"
32" - 42"
32" - 42"
32" - 42"
32" - 42"

METHOD SERIES TABLES

Twenty first century skills require the development of highly collaborative citizens in preparing our students for co

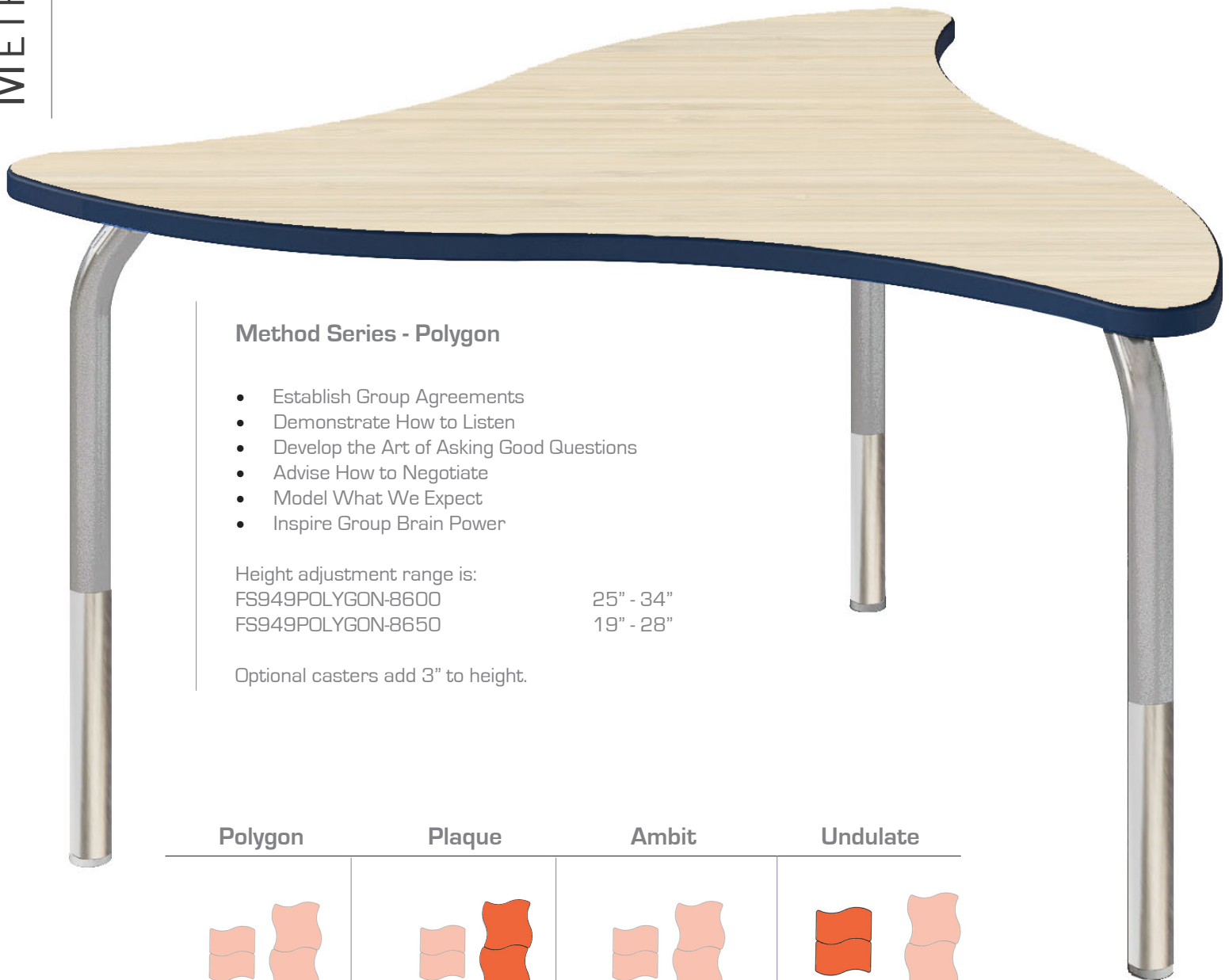


or college and careers.



METHOD SERIES TABLES

The Method Series tables were created due to the requests of our customers who were wanting a fresh and functional use in the Early Learning, Learning Commons, STEM, STEAM, and 21st Century Collaborative classroom environments. These environments are central hubs for collaboration where students can develop their interpersonal skills at a rapid rate and apply them to their individual tasks to achieve success.



Method Series - Polygon

- Establish Group Agreements
- Demonstrate How to Listen
- Develop the Art of Asking Good Questions
- Advise How to Negotiate
- Model What We Expect
- Inspire Group Brain Power

Height adjustment range is:

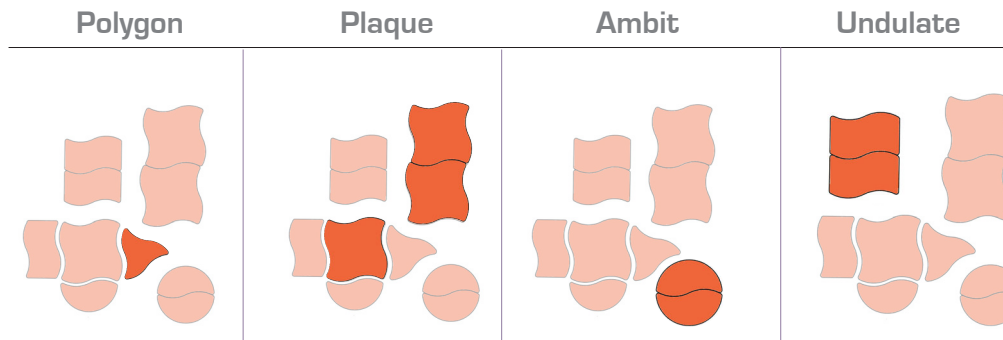
FS949POLYGON-8600

25" - 34"

FS949POLYGON-8650

19" - 28"

Optional casters add 3" to height.





Method Series - Plaque

Collaborative Learning happens when students work together in pairs or groups. Optional casters add 3" to height.

Height adjustment range is:
 FS949PLAQUE-8600 25" - 34"
 FS949PLAQUE-8650 19" - 28"



Method Series - Ambit

Collaboration with Purpose. Method Series tables provide an outstanding platform for supporting students in deep and meaningful collaboration. Optional casters add 3" to height.

Height adjustment range is:
 FS949AMB-8600 25" - 34"
 FS949AMB-8650 19" - 28"



Method Series - Undulate

21st century skills require the development of highly collaborative citizens in preparing our students for college and careers. Method offers welcoming shapes for 21st century collaboration...mobility, connectivity and opportunity. Optional casters add 3" to height.

Height adjustment range is:
 FS949UND-8600 25" - 34"
 FS949UND-8650 19" - 29"

Laminates



Grey Nebula



Wild Cherry




Nepal Teak



Light Oak



Maple



Walnut

METHOD SERIES TABLES

Method offers welcoming shapes for 21st century collaboration...mobility, connectivity and opportunity.





Method Series Flip and Nest Table

Designed for multi-purpose spaces such as learning commons and teacher work rooms, the 9100 Series Tables are designed with a Flip and Lock Mechanism that allows the tables to be stored efficiently when not in use. The table top has the ability to be locked Vertically or Horizontally dependent upon the intended use of the instructor. When the unit is ordered with a White Marker board top, it can be locked in the vertical position as a mobile white board.



Method Series Podium/Lectern-9500 Series

The 9500 Series was designed to be a dual use lectern. The lectern can be used in the horizontal position by the instructor or the student in a collaborative classroom. The lectern has four casters and can be moved around to promote interaction with classmates. Each unit has a Flipping mechanism that allows the desk top to be locked in a Vertical or Horizontal position. When in the Vertical position, the lectern can be used as a whiteboard surface to increase mobility and encourage collaborative instruction. Height adjusts from 34" - 44" .



Method Series Teachers Desk

The Method Series Teachers desk allows for Instructors to discuss curriculum with the students in collaborative environment. The desk is available in various dimensions with a single or a double pedestal based upon the end users need.



Pictured with bullet-shaped 30"x60" top

OVATION SERIES

The classroom chair has gone through an evolutionary process. Once considered only a platform to keep a child rigidly in place, the chair has now become an integral part of education. Ergonomics, flexibility and value have replaced traditional seating. Ovation stands apart from the competition for the quality of its shell. Flexible, ergonomic support with unmatched, superior quality in the molding process allows Ovation to be today's best value in classroom seating. Ovation's fully plated frames and size options accommodate today's ever-changing student population. Color options to fit every pallet make Ovation the smart choice for any campus. Four-leg and cantilever frames, task, lab stool and swivel stool offerings round out this full line of student seating. Experience the quality of Ovation...What's in your classroom?



3100 Series - Ovation Student Chair

Proving that you do not need to compromise quality for price, Ovation redefines mainstream classroom furniture. True flexibility, high end design and student centered ergonomics. Compare Ovation to any competitor...you'll see...and feel the difference! Optional 16-gauge or 14-gauge legs (16-gauge standard on XL model), Nylon, Steel or Felt Glides, Casters, and Seat Pad.

Seat height is:

3118XL	XL	18"
3118	A	18"
3116	B	16"
3114	C	14"
3112	D	12"



3400 Series - Ovation Student Chair

Ovation ergonomics combined with a world-class cantilevered frame. Our 13-gauge, HSLA (High Strength, Low Alloy) steel frame out performs the competition, while the unique glide design promotes “feet on the floor”...no tipping. Stacks for storage and nests securely on any work surface.



310/310L Series - Ovation Task Chairs/ Lab Stools

Ovation design in a gas-lift, swivel task chair and lab stool offering. Sturdy five-star base with hooded 2” casters. Lab stool comes standard with a fully plated chrome foot ring. Optional Nylon Glides and Seat Pad.

Height adjustment range is:

310	Task	17” - 23”
310L	Lab	23” - 33”



3800 Series - Ovation Swivel Stool

All of the ergonomic benefits of our Ovation design in a four-leg swivel stool. Height adjustable for multiple applications with a foot ring welded to the exterior of the legs for comfort and enhanced stability. Optional Nylon Glides and Seat Pad.

Height adjustment range is:

3800 XL	XL	18” - 24”
3800	A	18” - 24”
3801XL	XL	24” - 30”
3801	A	24” - 30”
3818 XL	XL	18” Fixed Height
3818	XL	18” Fixed Height
3824XL	A	24” Fixed Height
3824	A	24” Fixed Height
3830 XL	XL	30” Fixed Height
3830	A	30” Fixed Height

OVATION SERIES





3600 Series - Ovation Combo

Ovation in a four-leg combination offering a rock-solid frame that supports a wide range of students. Options include Solid Plastic Work Surface, Laminate Work Surface, Herculene Edge Treatment (Laminate Only), Nylon, Steel or Felt Glides.

Seat height is:

3618XL	XL	18"
3618	A	18"



3700 Series Sled Base Combo

All of the ergonomic benefits of Ovation in sled based option. Dual entry allows easy access for students. Rock solid frame assures years of trouble free use in the classroom. Solid Plastic Work Surface, Laminate Work Surface, Herculene, Edge Treatment (Laminate Only), Nylon, Steel or Felt Glides.

Seat Height:

3718XL	XL	18"
3718	A	18"



3200 Series Desks

Polystructural open front student desk. Ovation improves on current industry design...resulting in a stronger and more stable learning platform. This innovative desk unitizes the legs, book box and work surface creating a perfect work station for students. Dual adjustment bolts make every adjustable option steady and solid.

Solid Plastic Work Surface, Laminate Work Surface, , Herculene Edge Treatment (Laminate Only), Nylon, Steel or Felt Glides.

Height range: 22"-29"

Ovation Poly



Mint Green



Cornflower



Charcoal



Light Grey




Teal



Blue



Green



Burgundy



Navy



Cranberry




Black



Yellow



Red



Brown



Purple



Tangerine

SEATING SERIES

Traditional in its design and functionality, these items represent the foundation that Scholar Craft was built on. Due to a large installation base and service life, they have been the industry standard for seating for over 60 years. Several of these items remain part of our Quick Ship program due to their popularity and budget friendly nature. This gives us the ability to service both the Traditional Classroom needs and the 21st Century desires of today's educators.



120 Seating Series

The 120 Series has been our best-selling chair for over 50 years. Recognized for its superior value, the 120 Series provides unparalleled comfort with a cost effective option to meet any budget requirement. Available in four leg, sled based, casters and task / lab stool options, this series has a solution for every classroom. Optional Nylon, Steel or Felt Glides, Wire Book Rack, Casters and Seat Pads.

Seat height is:

129	XL	18.5"	127 Sled	A	17.5"
127	A	17.5"	125 Sled	B	15.5"
125	B	15.5"	123 Sled	C	13.5"
123	C	13.5"	110 Task	A	15" - 20"
121	D	11.5"	110L Lab	A	20" - 28"
1209	E	9.5"			



Optional casters



Task and Lab

100 Series Seating

Budget friendly with traditional design, the 100 Series supports every student. The chair has a sturdy polypropylene shell on a solid A-frame leg design. Seen on the hit show "Glee" in the choir room scenes.

Optional Nylon, Steel or Felt Glides

Seat height is:

1018	XL	18.5"
1017	A	17.5"
1015	B	15.5"
1013	C	13.5"
1011	D	11.5"
1009	E	9.5"



180 Series Seating

Strength...Beauty...Durability. The 180 Series represents unsurpassed value in a 5/8" solid plastic option. Recognized by the industry as the strongest solid plastic chair offered in today's market.

Optional Nylon, Steel or Felt Glides, Sled Based Option, Wire Book Rack, Casters.

Seat height is:

187	A	17.5"
185	B	15.5"
183	C	13.5"
181	D	11.5"
180	Adj	12" - 15"
187 Sled	A	17.5"
185 Sled	B	15.5"
183 Sled	C	13.5"



150 Series Seating

The 150 Series has been the chair of choice for many schools nation-wide. Solid plastic seat and back with a 3/8" Melamine Resin design.

Optional Four leg or sled based.

157	A	17.5"
155	B	15.5"
153	C	13.5"
151	D	11.5"
150	Adj	12" - 15"
157 Sled	A	17.5"
155 Sled	B	15.5"
153 Sled	C	13.5"



SEATING SERIES



300 Series Lab Stool

The 190 Series offers our rugged 5/8" solid plastic as the user platform of a swivel gas-lift task chair. When mobility is required, this series is perfect for applications in computer labs and as a teacher's chair. Lab stool option comes standard with a fully plated foot ring. Glides are optional.

Seat height adjustment is:

190	Task	15" - 20"
190L	Lab	20" - 28"



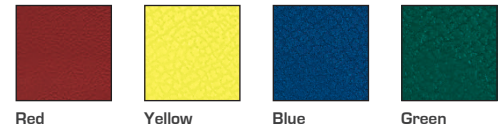

300 Series Stool

Solid Plastic, 12.75" diameter stool with full chrome base with foot ring in adjustable or fixed heights. Optional Nylon, Steel or Felt Glides.

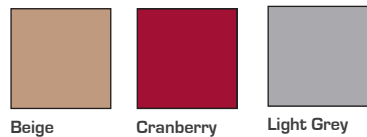


300	18" - 24" Adj
301	24" - 30" Adj
318	18" Fixed
324	24" Fixed
330	30" Fixed



120 Series Poly / 100 Series Poly



Solid Plastic Seats and Backs



Frame



3550 Series - Adjustable Cantilever Desk

Adjustable version of our best selling cantilever desk. Beefy 13-gauge HSLA (High Strength Low Alloy) frame has telescoping legs allowing a height adjustment range, in 1" increments, that will support students of all ages. The toe and heel glides are designed to prevent tipping and allow leveling (front toes). Standard solid plastic top has a comfort edge to welcome students.



	Work Surface	Adjustable Height Range
3550	19.5" x 25.5"	22" -32"



3500 Cantilever Desk Series

Perfect companion to our cantilevered chairs, the 3500 offers a standard solid plastic ergo edge work surface with the strongest frame in the industry. Our unique glide design does not promote tipping while our sturdy cross-brace enhances student leg room. Frame is constructed with 13-gauge HSLA tubular steel. Optional 19" x 26" Work Surface Poly Book Box Wire Book Rack Book Bag Hook Nylon, Steel or Felt Glides.

Work surface is 19.5" x 25.5" with a 30" Fixed Height.



2200/2900 Open Front Desk Series

Scholar Craft's traditional open front desks are highly versatile with outstanding durability and strength. Unitized, self-supporting steel frame with dual adjustment bolts to ensure stability at every height setting.

2400 2700 & 2800 Desk Series

Our 2400 and 2700 Series offer a stable platform for every classroom application. Choose the 2400 Clearview option with wire book rack or the 2700 study desk. The 2800 Series offers a traditional lift-lid option. Constructed of heavy-duty 20-gauge steel with rolled edges for added strength and safety, the 2800 has two adjustable spring hinges and rubber bumper cushions to assure safe and quiet operation.



Height Range:

2400 Clearview	22" - 29"
2700 Study Top	22" - 29"
2800 Lift-Lid	22" - 29"

DESKS SERIES





7800 Student Desk Series

Two work surface size options highlight these pedestal desks. Functional design that is stylish and durable. Steel book box constructed of 20-Gauge steel with an embossed pencil tray. Frames are fully unitized and self-supporting with a brace for added strength. Dual attachment bolts for stable adjustment.

Optional Solid Plastic Work Surface (19" x 26")
Laminate Work Surface Herculene Edge Treatment Nylon, Steel or Felt Glides.

Model	Work Surface	Height Adjustment Range
7800 Steel Box	18" x 24" (Lam)	22" - 29"
7900 Poly Box	18" x 24" (Lam)	22" - 29"
7800 Steel Box	19" x 26" (Solid)	22" - 29"
7900 Poly Box	19" x 26" (Solid)	22" - 29"



7950 Student Desk Series

All the features of our 7900 Series in a two-student configuration. Standard offering with heavy-duty 1 1/4" thick high pressure laminate work surface and two generous poly book boxes. Dual attachment bolts for stable adjustment.

Optional Herculene Edge Treatment Nylon, Steel or Felt Glides.

Model	Work Surface	Height Adjustment Range
7950 Poly Box	24" x 55"	22" - 29"



2100 ADA Access

This ADA accessible student desk combines strength and functionality that blends perfectly into any classroom. Rock-solid frame with generous 20" x 36" solid plastic work surface.

Optional Nylon, Steel or Felt Glides.

Model	Work Surface	Height Adjustment Range
2100	20" x 36"	26" - 34"

COMBO SERIES

400 Series Combo

Chair desk offering with a variety of seating options in Poly and Solid Plastic. Tablet Arm work surface available in 5/8" Solid Plastic or Laminate. Full height book rack designed to maximize storage

Optional Solid Plastic Work Surface, Laminate Work Surface, Herculene Edge Treatment, Wire Book Rack, Jumbo Tablet (A Size Only).



SC457 Pictured

500 Series Combo

Popular chair desk series with Trapezium shaped work surface in a variety of seating options. Work surface available in 5/8" Solid Plastic or Laminate. Full height book rack maximizes storage.

Optional Solid Plastic Work Surface, Laminate Work Surface, Herculene Edge Treatment, Wire Book Rack, Jumbo Tablet (A Size Only).



SC557 Pictured

600 Series Combo

Combo family that offers multiple seating options. Work surface available in Solid Plastic or laminate. Available in four seat heights including our "XL" version specifically designed for larger student seating needs. Beefy tube within a tube design utilized for added frame rigidity and strength on XL option.

Optional Solid Plastic Work Surface, Laminate Work Surface, Herculene Edge Treatment, Wire Book Rack, Jumbo Tablet (A Size Only).



SC627 Pictured

700 Series Open Front Combo

Unique combo with open front steel book box. Available with Poly or 5/8" Solid Plastic seating.

Optional Solid Plastic Work Surface, Laminate Work Surface, Herculene Edge Treatment, Wire Book Rack



SC787 Pictured

800 Series Combo

Combo option offered with added tie-bar. Multiple seating options with 5/8" Solid Plastic or Laminate work surface options. Rectangular or Jumbo Tablet shaped work surface options.



SC827 Pictured

900 Series Lift Lid Combo

Unique Lift-Lid Combo with heavy-duty steel book box and full-width piano hinge assures safe, secure and quiet operation. Available with two seating options: Poly and 5/8" Solid Plastic. Solid Plastic or laminate work surface options.



SC987 Pictured

Model	Size	Seat Height
427 (Poly)	A	17.5"
425 (Poly)	B	15.5"
457 *	A	17.5"
455 *	B	15.5"
487 **	A	17.5"
485 **	B	15.5"
527 (Poly)	A	17.5"
525 (Poly)	B	15.5"
557 *	A	17.5"
555 **	B	15.5"
587 **	A	17.5"
585 **	B	15.5"
629 (Poly)	XL	18.5"
627 (Poly)	A	17.5"
625 (Poly)	B	15.5"
623 (Poly)	C	13.5"
657 *	A	17.5"
655 *	B	15.5"
653 *	C	13.5"
687 **	A	17.5"
685 **	B	15.5"
683 **	C	13.5"
727 (Poly)	A	17.5"
725 (Poly)	B	5.5"
787 **	A	17.5"
785 **	B	15.5"
827 (Poly)	A	17.5"
825 (Poly)	B	15.5"
857 *	A	17.5"
855 *	B	15.5"
887 **	A	17.5"
885 **	B	15.5"
927 (Poly)	A	17.5"
925 (Poly)	B	15.5"
987 **	A	7.5"
985 **	B	15.5"

* 3/8" Solid Plastic
** 5/8" Solid Plastic

Seat Back Options



420 Series
520 Series
620 Series
720 Series
820 Series
920 Series



450 Series
550 Series
650 Series
850 Series



480 Series
580 Series
680 Series
780 Series
880 Series
980 Series

Solid Plastic Seats and Backs

Brown	Burgundy	Navy
Teal	Blue	Black
Beige	Cranberry	Light Grey
Maple	Golden Oak	Wild Cherry
Grey	Sunstone*	Grey Glace*
Flame Soapstone*	Chocolate Granite*	Blue Granite*
Silver Alchemy*	Verdicts In*	Graphite Nebula*
Beige	Grey Nebula*	Beluga Beige*
Natural Nebula*		

Laminates

Light Oak	Grey Nebula	Walnut
Maple	Wild Cherry	Nepal Teak

9400 Series High Pressure Laminate

Series offers a standard 1 1/4" thick HPL laminate work surface in an abundance of sizes and configurations. Myriad leg options available offering height adjustability. 16-gauge stretcher bars factory installed on the underside of all tops 60" and larger with factory installed quick mount plates. Twin height adjustment bolts on each leg for maximum stability and standard black bull-nose T-mold edge treatment.

Early learning option of color matched T-mold edge treatment and upper leg: Red, Yellow, Green, Blue, and Purple.

See page 48 for more options/configurations.



8400 Series Low Pressure Laminate

Heavy duty, 1 1/4" thick Thermofuse low-pressure laminate work surface in an abundance of sizes and configurations, Scholar Craft activity tables offer superior construction, styling and a full range of design choices for every application. Several complimentary leg options available offering height adjustability. 16-gauge stretcher bars factory installed on the underside of all tops 60" and larger with factory installed quick mount plates. Twin height adjustment bolts on each leg for maximum stability and standard black bull-nose T-mold edge treatment.

Early learning option of color matched T-mold edge treatment and upper leg: Red, Yellow, Green, Blue, and Purple.



3410CS CPU



3399CS Keyboard Tray

8700 Series CompuTable Table

The CompuTable Series offers a height adjustable computer workstation that provides unparalleled value. Fully unitized, 16-gauge welded frame. Stretcher top support fastened to frame with four thru-bolts. Beefy 1 1/4" top with laminate work surface. Wire management cable tray and notch-top design keeps wires organized and available.

Model	Size	Height Range
8793036	30" - 36"	22" - 29"
8793048	30" - 48"	22" - 29"
8793060	30" - 60"	22" - 29"
8793072	30" - 72"	22" - 29"
8792436	24" - 36"	22" - 29"
8792448	24" - 48"	22" - 29"
8792460	24" - 60"	22" - 29"
8792472	24" - 72"	22" - 29"



FS6795 Pictured

FS6790 Series Utilitan Table

Ultra-solid table with fully welded / full perimeter frame supporting a beefy 1 1/4" thick laminated work surface. Legs attach to frame with two secure bolts per leg. Adjustable glides on all four contact points. Height adjustable 22" - 30" or fixed height 30" legs.

Model	Size	Height Range
679RE2448	24" x 48"	Rectangle
679RE2460	24" x 60"	Rectangle
679RE3060	30" x 60"	Rectangle
679RE3072	30" x 72"	Rectangle
679RE3660	36" x 60"	Rectangle
679RE3672	36" x 72"	Rectangle
679TR3060	30" x 30" x 60"	Trapezoid
679RD42	42"	Round
679RD48	48"	Round
679RD60	60"	Round
679KD3672	36" x 72"	Kidney

COMPUTER AND ACTIVITY TABLES

BLES



Model	Size	Seat Height
FS949RE1836	18" x 36"	Rect
FS949RE2436	24" x 36"	Rect
FS949RE2448	24" x 48"	Rect
FS949RE2460	24" x 60"	Rect
FS949RE3036	30" x 36"	Rect
FS949RE3048	30" x 48"	Rect
FS949RE3060	30" x 60"	Rect
FS949RE3072	30" x 72"	Rect
FS949RE3096	30" x 96"	Rect
FS949RE3660	36" x 60"	Rect
FS949RE3672	36" x 72"	Rect
FS949RE3696	36" x 96"	Rect
FS949RE4260	42" x 60"	Rect
FS949KD4872	48" x 72"	Kidney
FS949KD4896	48" x 96"	Kidney
FS949TR2448	24" x 24" x 48"	Trap
FS949TR3060	30" x 30" x 60"	Trap
FS949TR4284	42" x 42" x 84"	Trap
FS949RD30	30"	Round
FS949RD36	36"	Round
FS949RD42	42"	Round
FS949RD48	48"	Round
FS949RD60	60"	Round
FS949HR48	48"	Half Round
FS949SQ36	36" x 36"	Square
FS949SQ42	42" x 42"	Square
FS949SQ48	48" x 48"	Square
FS949OC48	48"	Octagon
FS949HS6066	60" x 66"	Horseshoe
FS949CL48	48"	Clover
FS949FL60	60"	Flower

FS849RE1836	18" x 36"	Rect
FS849RE2436	24" x 36"	Rect
FS849RE2448	24" x 48"	Rect
FS849RE2460	24" x 60"	Rect
FS849RE3036	30" x 36"	Rect
FS849RE3048	30" x 48"	Rect
FS849RE3060	30" x 60"	Rect
FS849RE3072	30" x 72"	Rect
FS849RE3096	30" x 96"	Rect
FS849RE3660	36" x 60"	Rect
FS849RE3672	36" x 72"	Rect
FS849RE3696	36" x 96"	Rect
FS849RE4260	42" x 60"	Rect
FS849KD4872	48" x 72"	Kidney
FS849KD4896	48" x 96"	Kidney
FS849TR2448	24" x 24" x 48"	Trap
FS849TR3060	30" x 30" x 60"	Trap
FS849TR4284	42" x 42" x 84"	Trap
FS849RD30	30"	Round
FS849RD36	36"	Round
FS849RD42	42"	Round
FS849RD48	48"	Round
FS849RD60	60"	Round
FS849HR48	48"	Half Round
FS849SQ36	36" x 36"	Square
FS849SQ42	42" x 42"	Square
FS849SQ48	48" x 48"	Square
FS849OC48	48"	Octagon
FS849HS6066	60" x 66"	Horse shoe
FS849CL48	48"	Clover
FS849FL60	60"	Flower

Laminates



Light Oak



Grey Nebula



Maple



Wild Cherry



Walnut



Nepal Teak



Chrome



Platinum



Black

Frames

Activity Table Leg Options

Size/Shape		LEG COMPATIBILITY FOR ALL ACTIVITY TABLES								
		2000	2100	2140	2150	2500	3000	4000	8600	
Rectangle 24 x 48		✓	✓	✓	✓				✓	
Rectangle 24 x 48		✓	✓	✓	✓	✓	✓		✓	
Rectangle 24 x 60*		✓	✓	✓	✓	✓	✓		✓	
Rectangle 24 x 36		✓	✓	✓	✓	✓	✓		✓	
Rectangle 30 x 36		✓		✓	✓	✓	✓		✓	
Rectangle 30 x 48		✓	✓	✓	✓	✓	✓		✓	
Rectangle 30 x 60*		✓	✓	✓	✓		✓		✓	
Rectangle 30 x 72*		✓	✓	✓	✓		✓		✓	
Rectangle 30 x 96**		✓	✓	✓	✓		✓		✓	
Rectangle 36 x 60*		✓	✓	✓	✓		✓		✓	
Rectangle 36 x 72*		✓	✓	✓	✓		✓		✓	
Rectangle 36 x 96**		✓	✓	✓	✓		✓		✓	
Rectangle 42 x 60*		✓	✓	✓	✓		✓		✓	
Kidney 48 x 72*			✓	✓	✓	✓		✓		✓
Kidney 48 x 96**			✓	✓	✓	✓		✓		✓
Trapezoid 24 x 24 x 48			✓	✓	✓	✓	✓			✓
Trapezoid 30 x 30 x 60		✓	✓	✓	✓	✓	✓		✓	
Round 30		✓	✓	✓	✓	✓			✓	
Round 36		✓	✓	✓	✓	✓		✓		
Round 42		✓	✓	✓	✓	✓		✓	✓	
Round 48		✓	✓	✓	✓	✓	✓	✓	✓	
Round 60*		✓	✓	✓	✓		✓		✓	
Square 36			✓	✓	✓	✓	✓	✓	✓	✓
Square 42		✓	✓	✓	✓	✓	✓	✓	✓	
Square 48		✓	✓	✓	✓	✓	✓	✓	✓	
Octagon 48		✓	✓	✓	✓	✓		✓	✓	
Horseshoe 66 x 60		✓	✓	✓	✓				✓	
Clover 48		✓	✓	✓	✓				✓	
Flower 60		✓	✓	✓	✓				✓	

LIMITED LIFETIME WARRANTY

The warranty information below is effective on all Scholar Craft products for orders manufactured after June 1, 2016. For warranty information concerning orders placed prior to June 1, 2016, please refer to the warranty information contained in the published price list of the corresponding year. For additional information relating to warranty, please contact your Customer Service Representative.

Effective June 1, 2016

Scholar Craft warrants to the original purchaser that its products are free from defects in material and workmanship under normal classroom use for as long as the life of the product, except as set forth below.

During the warranty period, Scholar Craft will replace, or at its option, repair locally, repair at its factory, any Scholar Craft brand product manufactured after June 1, 2016 that, upon inspection by Scholar Craft, is determined to be defective in material or workmanship.

This warranty is subject to the following provisions:

Some natural variations occurring in polypropylene material or other natural materials are inherent to their character and are not considered defects. Scholar Craft does not warrant the colorfastness or matching of colors, grains, or textures of these materials. Customer's Own Material (COM) selected by and used at the request of an original purchaser is not warranted.

Our products are intended for interior use — exterior use of them will void the warranty. **The materials and components listed as follows are covered from the date of sale according to the following:**

Seating controls, glides, pneumatic cylinders, casters – 3 years.

This warranty does not apply to:

- Normal wear and tear
- Damage from environmental factors
- Damage from sharp objects
- Damage from accident, alteration, misuse, or improper installation or maintenance
- Modifications or attachments to the product not approved by Scholar Craft
- Products used for rental purposes
- Damage caused by the carrier in-transit, which is handled under separate terms
- Third-party products – Scholar Craft, to the extent possible, will pass through to the original purchaser (and process claims under any warranty provided by third-party products supplied to Scholar Craft.
- All warranty claims are to be made in writing by the original purchaser. The original purchaser may be required to produce the invoice or other evidence to establish that a claim is within the warranty period.

To the extent allowed by law, Scholar Craft makes no other warranty, either expressed or implied, including any warranty or merchantability or fitness for a particular purpose. Scholar Craft is not liable for any consequential or incidental damages. This warranty contains the original purchaser's exclusive remedy.

Your Scholar Craft Dealer is our mutual partner in supporting your warranty requests. To obtain service under this warranty, please contact your Scholar Craft Dealer.

